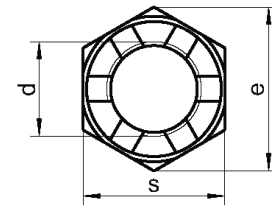
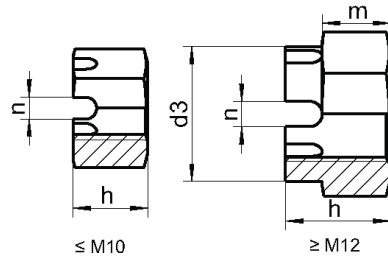



DIN 935

Nakrętki koronowe wysokie



d	m	h	s	e	d3	n	⬡
M5	4,0	6,0	8	8,87	-	1,4	8
M6	5,0	7,5	10	11,05	-	2,0	10
M8	6,5	9,5	13	14,38	-	2,5	13
M10	8,0	12,0	17	18,90	-	2,8	17
M12	10,0	15,0	19	21,10	17	3,5	19
M14	11,0	16,0	22	24,49	19	6,5	22
M16	13,0	19,0	24	26,75	22	4,5	24
M18	15,0	21,0	27	30,14	25	4,5	27
M20	16,0	22,0	30	33,53	28	4,5	30
M24	19,0	27,0	36	39,98	34	5,5	36
M27	22,0	30,0	41	45,63	38	5,5	41
M30	24,0	33,0	46	51,28	42	7,0	46
M36	29,0	38,0	55	55,80	50	7,0	55

Material	Opakowanie
A2 / A4	100
A2 / A4	100
A2 / A4	100
A2 / A4	50
A2 / A4	50
A2 / A4	50
A2 / A4	50
A2 / A4	25
A2 / A4	25
A2 / A4	10
A2 / A4	10
A2 / A4	10
A2 / A4	10